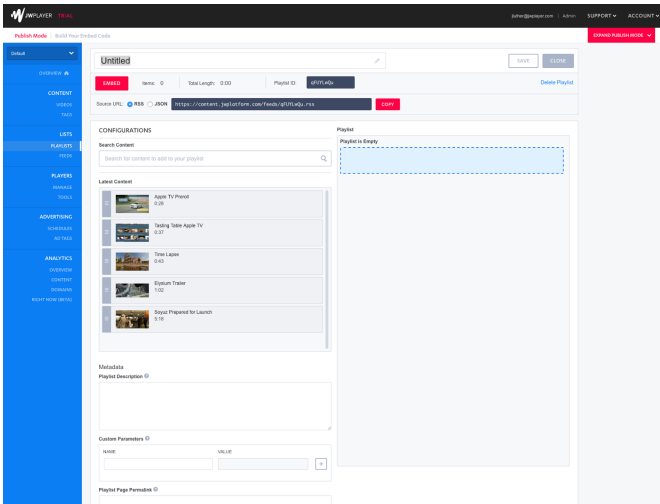


How to generate an MRSS feed on JW

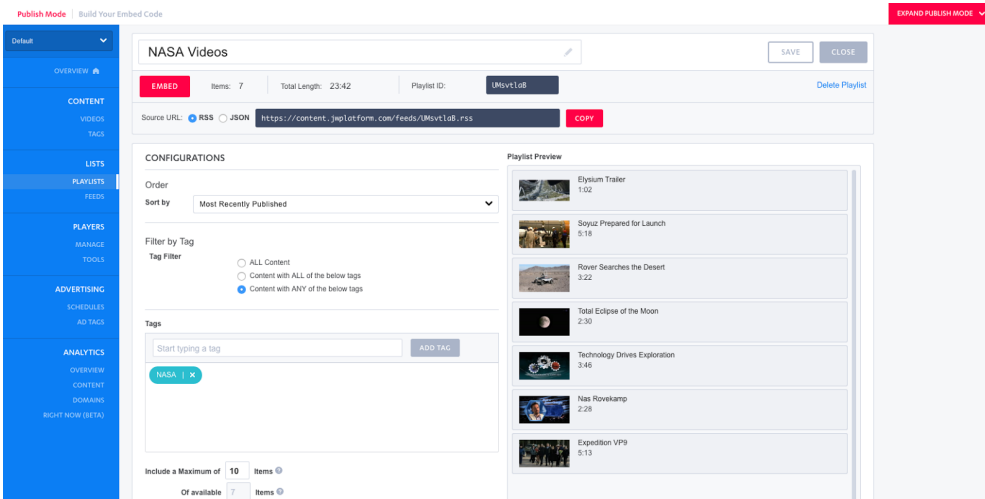
Create a playlist (which will contain videos that will be available in Vewd app):

1. Log in to the <http://dashboard.jwplayer.com>.
2. Click Playlists.
3. Select Create A Playlist and choose "Manual" and press Create. A playlist page with "Untitled Manual Playlist" name appears.
4. Enter a playlist name.
5. In the Search content text box enter video name you want to add to the playlist.
6. To add a video, drag it to the playlist. Repeat this step for each video you want to add.
7. Click Save.



Create an JW platform MRSS feed URL:

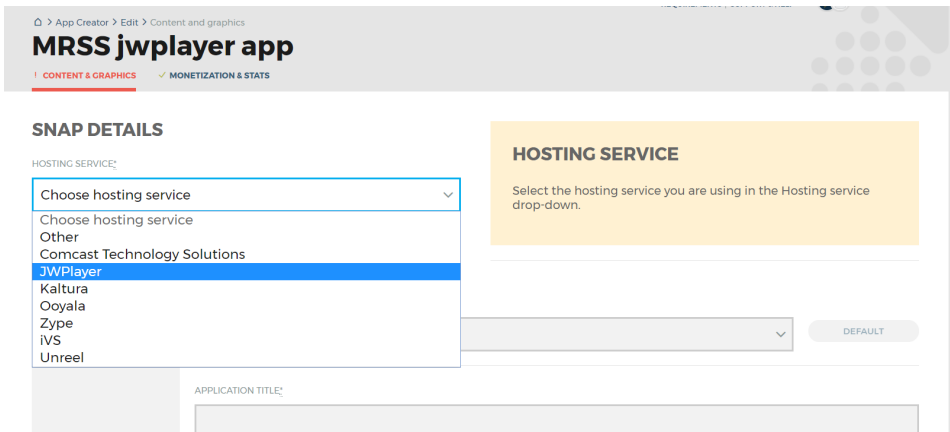
1. In the JW Dashboard, click Playlists.
2. Locate a playlist you want to make available in your Vewd app and open it.
3. In Source URL select RSS, then click Copy button. The URL is copied to your computer's clipboard.



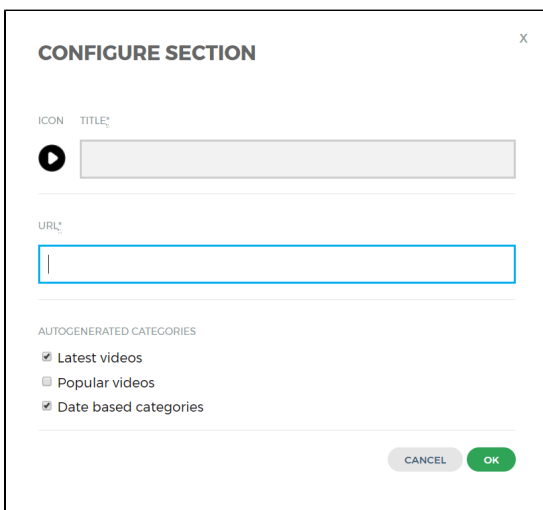
Submit new application to Vewd App Store

1. Go to <https://my.cloud.vewd.com/snap/create>
2. Enter application name

3. Select "JWPlayer" in "HOSTING SERVICE"



4. Click "ADD HOME SECTION" or "ADD SECTION"
5. In the URL field paste the MRSS feed created earlier and provide a section name



6. Repeat the previous steps in case if you want to add more than one playlist to Vewd application
7. If you want to add MRSS feeds for other languages you can do it using "+New Translation" option